

balaguercomponents

Milling and Industry Accessories

GENERAL CATALOG

www.balaguer-components.com

Index

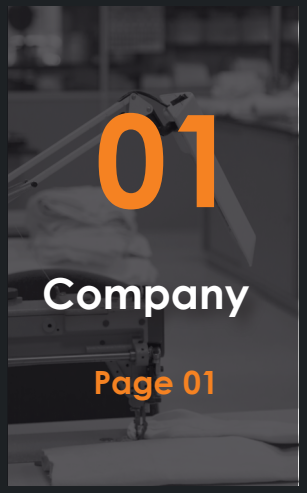

01 Company

Page 01



02 General range of accessories

Pages 02-04



06 Perforated sheet

Pages 22-25



07 Rubber endless timing belts

Page 26



03 Sifting and filtering accessories

Pages 05-07



08 Industrial brushes

Page 27

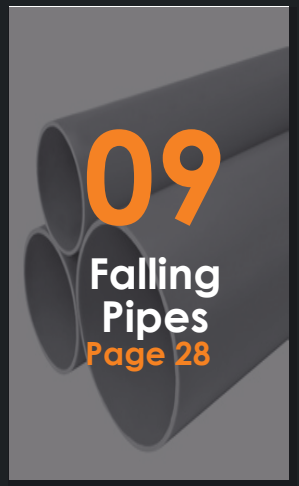

09 Falling Pipes

Page 28



10 Control & security systems

Pages 29-30

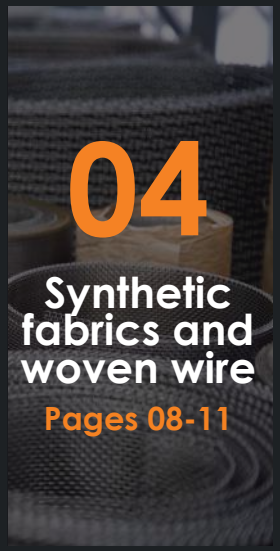

04 Synthetic fabrics and woven wire

Pages 08-11

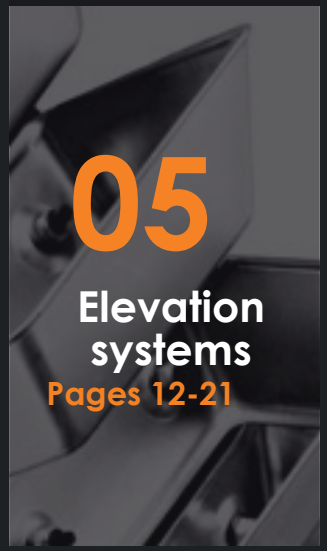

05 Elevation systems

Pages 12-21



11 "Redler" Conveyor chain

Page 31









Balaguer Components, a leading company in the sector of components for the milling industry, supplying high quality spare parts and consumables for cereal and food processing plants in general.

This worldwide trajectory is the result of the union of two outstanding firms in the cereal milling sector:

Sala, S.L., a company founded in 1970 specialising in the supply, marketing and manufacture of consumable products for milling and industry in general.

The trajectory, modernisation and constant innovation of this company have given it extensive experience and know-how, which we now make available to you all over the world through our company Balaguer Components, S.L.

Fundiciones Balaguer, S.A., a company founded in 1916 and a world leader in the manufacture of chilled cast iron rolls for the milling and food industry in general. Balaguer currently supplies 15,500 cylinders per year, exporting them to 125 countries all over the world.

At Balaguer Components, we understand the importance of having reliable and efficient components to ensure optimum operation of your machinery. For this reason, we are proud to offer a wide range of products specifically designed to meet the needs of meet the needs of the milling industry.

We distinguish ourselves by our attention to to detail and our commitment to excellence.

Our experienced team of professionals is highly trained to provide you with technical advice and customized solutions to meet your specific needs.

In addition, we are proud to have an extensive distribution network that allows us to reach customers all over the world. We export our products to more than 125 countries, which positions us as a global reference in the milling industry components sector.



GENERAL RANGE OF ACCESORIES

Pages 02-04

02



IMPORTATION INSULATING TAPE



- 10 mm. width
- 12 mm. width
- 14 mm. width
- 16 mm. width
- 18 mm. width
- 20 mm. width
- 25 mm. width
- 30 mm. width

COTTON TAPE



- 10 mm. width
- 12 mm. width
- 14 mm. width
- 16 mm. width
- 18 mm. width
- 20 mm. width
- 25 mm. width
- 30 mm. width

RUBBER SLEEVES



- Subjection of pneumatic crystal sights and polycarbonate tubes.
- Made in 3 or 5 mm. of heaviness and 70, 80 cms. of height respectively.
- Pipes connection of intake of air to ventilators.
- Also we can make them to measure.

NYLON AND RUBBER BALLS



- Para desentrape de planchisters, monitores, etc.

- 16 mm. Ø
- 18 mm. Ø
- 25 mm. Ø
- 30 mm. Ø
- 35 mm. Ø

FIBERGLASS RODS



- Fiberglass rods for fatening the planchisters.



- Cylindrical sights, made with an extended range of diameter and lenght, to control the merchandise flow, entry of wheat.

METAL SCRAPPER



- Metal scrapper for cleaning sandblasted rolls.

ADHESIVE



- Adhesive to ensure the sifter screens to the frame. Food grade.

STAINLESS STEEL CONNECTION RINGS



105 mm. Ø
120 mm. Ø
150 mm. Ø
200 mm. Ø

BLACK RUBBER FOR AIRLOCK



130 mm. Ø int.
156 mm. Ø ext.
15 mm. high
155 mm. Ø int.
180 mm. Ø ext.
20 mm. high

CLIP + SCREW



- The corrugated rod wire mesh is fastened by means of a clip and a screw, thus facilitating the replacement of the unravelers without damaging the wooden frame.

QUICK RELEASE RING CLAMP



- Different sizes upon order.

RUBBER DOOR SEAL RING



- Black and white, 120 mm diameter

WICK SEAL TAPE



- For adjusting and closing the planchister frames, 14 mm wide.



- For vibration damping



- Black and white rubber. Diameters 100 mm and 120 mm.



AEROSOL LEATHER STRAPS ADHE-LB8005/400



IMPORTED FLOCKED TAPE

SIFTING AND FILTERING ACCESSORIES

Pages 05-07

03



FILTER SLEEVES



- Polyester made, for every kind of dust filters.
- Also made:
  With teflon treatment antihumidity.
- Antistatic fibres (carbon fibres, satinless steel fibres)

CENTRIFUGAL SIFTERS



- Ended with transversal welt tapes, or without them. We dispose standard market measurements, we can also make them with the sample provided by the client. The efficiency of the sifting of difficult flours, is bigger with a sifter sleeve well made.

FILTER SLEEVES SUPPORTS



- Made for every kind of filter, ended with non toxic plasticized treatment, for food products.



SPECIAL INDUSTRIAL SLEEVES

- Manufacture of all types of made-to-measure nets, in different types of nylon (various mesh spans and yarn diameters), for fish farms mesh sizes and yarn diameters), for fish farms and marine research, ceramic industry, brewery, spices and condiments industry, brewery, spices and condiments sector, rice factories, paint factories, animal feed and livestock, among others.

PURIFIER SIFTERS



- Ready for assembling, made with Nytal with the sample provided by the client.

MANGAS PARA PLANCHISTER



- Made with nylon, polyester, etc. Made to mesure with 1, 2 or more hoops. Both edges with (or without) elastics for a faster and more sure subjection to the plansifter opening.

STAR CLEANING WITH NYLON



Star cleaner with hair designed for gentle cleaning of sieves. Suitable for cloths up to 250 microns.

STAR CLEANING WITH STUDS



Star cleaner with plug designed for cleaning sieves. Suitable for cloths from 250 microns and up.

DUAL SIEVE CLEANER



Large pad with central stud, for gentle but effective cleaning of wire mesh and plastic screens. Suitable for cloths + 250 microns.

STAR CLEANING WITH NYLON



Large pad with pile brush, ideal for cleaning sieves of difficult, sticky flours from vacuuming and brushing machines. Suitable for cloths - 250 microns.

POLYESTER X-SHAPED PIECE



For the cleaning of product collecting trays of the planchister.

POLYURETHANE DIAMOND STUD



For the cleaning of product collecting trays of the planchister.

TRIANGULAR TYPE CLEANER



Triangular pad with metal rivet for faster sliding. Suitable for fabrics from 300

TRIANGULAR TYPE CLEANER WITH ME-



Triangular pad with white nylon pile with metal rivet for more vigorous cleaning. Suitable for fabrics up to 250 microns.

CLEANER



Rectangular pad with plastic sliding plug, for unraveling nylon fabrics.

ENERGETIC CLEANER



Triangular PU pad with metal rivet for energetic unraveling. Suitable for fabrics from 300 microns.

SOFT CELANER



Triangular PU pad with soft unraveling stud. Suitable for fabrics from 300 microns.

COTTON CLEANER METAL SLIDER KNOB



Rectangular cotton pad with central metal rivet, 100% cotton, used for general unraveling. Suitable for fabrics up to 300 microns.

FRAMES FOR PLANCHISTERS

All types of frames are made to measure with wooden and aluminium frame.

Lined with raillite. Equipped with stainless steel wire mesh with corrugated rod for rod wire mesh, to support the unraveling system.
The corrugated rod wire mesh is fastened by means of a clip and a screw to facilitate the a screw, to facilitate the change of the detrappers, without damaging the wooden frame.

Consult for aluminum frame, upon request.







CLIP + SCREW





STAINLESS STEEL WIRE MESH.
WAVY ROD WITH 10X10 MESH LIGHT.

TEFLON BOX AND ALUMINIUM FRAME FOR PLANSIFTER







SYNTHETIC FABRICS AND WOVEN WIRE CLOTH

Pages 08-11

04



FABRIC Nº	THREAD Ø	MESH / CM	% OPEN AREA
3 -300	100+2x60 - 100	24/25	55%
4 -280	100+2x60 - 100	25/26	53%
5 -250	100+2x60 - 90	27/29	51%
6 -212	90+2x60 - 80	31/34	49%
7 -200	80+2x60 - 80	33/35	48%
8 -180	80+2x60 - 70	35/40	46%
8 1/2 -160	70+2x60 - 70	39/43	44%
9 -150	70+2x60 - 60	41/48	44%
9 1/2 - 140	60+2x60 - 60	44/50	43%
10 -132	60+2x50 - 60	47/52	43%
10 1/2-125	60+2x50 - 60	49/54	41%
11 -118	60+2x50 - 50	51/60	42%
12 -112	60+2x50 - 50	53/62	40%
12 1/2 -106	60+2x43 - 50	56/64	40%
13 -100	60+2x50 - 50	57/67	38%
14 - 95	50+2x43 - 50	61/69	38%
14 1/2 -90	50+2x43 - 50	63/71	37%
15 -85	50+2x43 - 50	65/74	35%
17 -80	50+2x43 - 50	68/81	35%
20 -75	50+2x43 - 50	70/85	34%
21 -71	50+2x39 - 50	74/88	33%
25 -63	43+2x43 - 50	78/94	30%



NYLON MILLING

MILLING OR NORMAL QUALITY

FABRIC Nº	THREAD Ø	MESH / CM	% OPEN AREA
3 XXX -300	140/140	22,8	**47%**
4 XXX -280	140/140	23,8	**45%**
5 XXX -250	120/120	27	**46%**
6 XXX -212	120/120	30,1	**41%**
7 XXX -200	120/120	31,2	**39%**
8 XXX -180	100/100	35,7	**41%**
8 1/2 XXX -160	100/100	38,5	**38%**
9 XXX -150	90/90	41,7	**39%**
9 1/2 XXX -140	90/90	43,5	**37%**
10 XXX -132	80/80	47,1	**39%**
10 1/2 XXX -125	80/80	48,8	**37%**
11 XXX -118	80/80	50,5	**36%**
12 XXX -112	70/70	55	**38%**
13 XXX -100	70/70	58,8	**35%**
14 XXX - 95	70/70	60,6	**33%**
14 1/2 XXX - 90	60/60	66,7	**36%**
17 XXX -80	60/60	71,4	**33%**



NYLON XXX

XXX TRIPLE EXTRA HEAVY QUALITY

FABRIC Nº	THREAD Ø	MESH / CM	% OPEN AREA
3 MF -300	120/120	23,5	51%
4 MF -280	120/120	25	51%
5 MF -250	100/100	28,5	51%
7 MF -200	100/100	32,5	44%
8 MF -180	90/90	36,5	43%
8 1/2 MF -160	90/90	40	42%
9 MF -150	80/80	43	42%
9 1/2 MF - 140	80/80	45	41%
10 MF -132	70/70	49	43%
10 1/2 MF -125	70/70	51	41%
11 MF -118	70/70	53	41%
12 MF -112	60/60	57,5	42%
13 MF -100	60/60	60	39%



NYLON MF

MF MILLING FORTE QUALITY

FABRIC Nº	THREAD Ø	MESH / CM	% OPEN AREA
3 HD - 300	200/200	20,1	36%
5 HD - 250	160/160	24,4	37%
6 HD - 210	140/140	28,6	36%
8 HD - 177	120/120	33,6	36%
9 HD - 150	90/90	41,8	39%
11 HD - 120	80/80	48,8	37%
13 HD - 100	70/70	57,1	36%



NYLON

ASTM FABRICS PER STANDARD ASTM (USA)

FABRIC N°	THREAD Ø	MESH / CM	% OPEN AREA
12 GG 1800	500/500	4,3	61%
14 GG 1600	450/450	4,9	61%
15 GG 1400	450/400	5,4	59%
16 GG 1320	400/400	5,8	59%
17 GG 1250	400/350	6,1	59%
18 GG 1180	350/350	6,5	59%
19 GG 1120	350/350	6,8	58%
20 GG 1000	320/320	7,6	58%
22 GG 950	300/300	8,0	58%
23 GG 900	300/300	8,3	57%
24 GG 850	300/280	8,7	56%
26 GG 800	280/280	9,2	55%
27 GG 750	280/260	9,8	55%
28 GG 710	260/260	10,3	54%
30GG 670	260/240	10,8	53%
31GG 630	240/240	11,5	53%
32 GG 600	240/240	11,9	51%
34 GG 560	240/220	12,6	50%
36 GG 530	220/220	13,3	50%
38 GG 500	220/220	14,1	50%
40 GG 475	200/200	14,8	50%
42 GG 450	200/200	15,4	48%
44 GG 425	200/200	16,0	46%
45 GG 400	180/180	17,2	48%
47 GG 375	180/160	18,3	47%
50 GG 355	160/160	19,4	48%
52 GG 335	160/160	20,2	46%
54 GG 315	160/160	21,0	44%
58 GG 300	140/140	22,7	47%
60 GG 280	140/140	23,8	45%
64 GG 265	140/140	24,7	43%
66 GG 250	120/120	27,0	46%
68 GG 243	120/120	27,5	45%
70 GG 236	120/120	28,1	44%
72 GG 224	120/120	29,1	43%
74 GG 212	120/120	30,1	41%



NYLON GG

GG GRIT GAUZE

FABRIC N°	THREAD Ø	MESH / CM	% OPEN AREA
PE 1800 - 12 GG	500	4,3	61%
PE 1600 - 14 GG	450	4,9	61%
PE 1400 - 15 GG	450	5,4	57%
PE 1320 - 16 GG	400	5,8	59%
PE 1180 - 18 GG	350	6,5	59%
PE 1120 - 19 GG	350	6,8	58%
PE 1000 - 20 GG	320	7,6	57%
PE 950 - 22 GG	300	8,0	58%
PE 900 - 23 GG	300	8,3	56%
PE 850 - 24 GG	300	8,7	55%
PE 800 - 26 GG	280	9,3	55%
PE 750 - 27 GG	280	9,7	53%
PE 710 - 28 GG	260	10,3	54%
PE 670 - 30 GG	260	10,7	52%
PE 630 - 31 GG	240	11,5	52%
PE 600 - 32 GG	240	11,9	51%
PE 560 - 34 GG	240	12,5	49%
PE 530 - 36 GG	220	13,3	50%
PE 500 - 38 GG	220	13,9	48%
PE 450 - 42 GG	200	15,4	48%
PE 425 - 44 GG	200	16,0	46%
PE 400 - 45 GG	180	17,2	48%
PE 390 - 46 GG	180	17,5	47%
PE 375 - 47 GG	180	18,0	46%
PE 365 - 48 GG	180	18,3	45%
PE 355 - 50 GG	160	19,4	47%
PE 335 - 52 GG	160	20,2	46%
PE 315 - 54 GG	160	21,0	44%
PE 300 - 56 GG	150	22,2	44%
PE 290 - 58 GG	150	22,7	43%
PE 265 - 64 GG	120	26,0	47%
PE 250 - 66 GG	120	27,0	46%



POLYESTER

GG GRIT GANZE

SYNTHETIC FIBRES PROPERTIES

FIBRE DENOMINATION	POLYAMIDE 6,6 PA 6,6 (NYLON)	POLYESTER (PET)
Specific gravity	1,14	1,38
Tensile strenght	41-67	45-75
Relative strenght at wet conditions	85-90	100
Elongation at break	20-35	15-30
Elongation at break at wet conditions	25-40	15-30
Moisture absorption at 20°C / 65% r.F	3,8	0,4
Melting point (C°)	247-253	250-260
Temperature resistance or temperature limit in dry condition	-40°C to 115°C Yellowing and decrease in resistance	-75°C to 150°C Resistance to dry heat up to 150°C in continuous state.
Working temperature	Poor	Poor
Stability to light	Good	Limited
Abrasion resistance	Limited	Good
Acid resistance	Buena	Limited
Stability to solvents	Limited	Good
Hidrolysis resistance	Good	Limited

THE WAY TO MEASURE WIRES

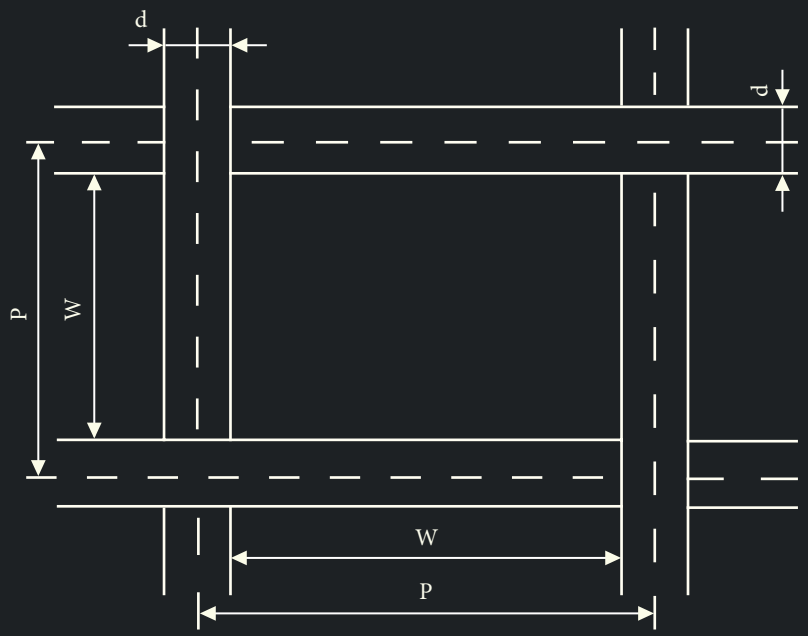

DEFINITION OF PARAMETERS

W = Mesh opening , w = p - d (distance between two contiguous wires)
d = Diámetro del alambre (Diámetro del hilo antes de tejer)
p = Mesh opening (Distance between the middle of two contiguous wires)
s = Open area

$$S = \frac{100\ w^{2}}{(w+d)^{2}}$$

Mesh Number = Quantity of mesh openings in a given length unit

The woven wire cloth is formally defined by parameters W and D, so this information is merely a guidance to give a simple description of the mesh. But it is included herein since it is still widely used in two different versions, calculated as follows:

$$Mesh = \frac{10}{w+d}$$



WOVEN WIRE CLOTH IN STAINLESS STEEL

EXTRA HEAVY WOVEN WIRE CLOTH



HEAVY STEEL WOVEN WIRE CLOTHES



SOFT STAINLESS STEEL WOVEN



PRECORRUGATE WOVEN WIRE CLOTH



ELEVATION SYSTEM

Pages 12-21

05

SUPER STARCO in pressed seamless steel / stainless steel / HDP / nylon / polyurethane.
- Special holes / thicknesses / wearbands / available on request.
- Wear band size: 3 mm on 1 or 3 sides on request.
- Slotted holes to fit alternative holes centres.

The new range of deep Super Starco buckets is the result of intensive research to achieve the maximum individual bucket capacity, while still mantaining the perfect fill and discharge characteristics of the original standard Starco bucket over a wide speed range. Super Starco is the optimum versatile bucket design combining maximum throughput with the economy of fewer buckets per metre of belt. Starco buckets require a large flat washer of minimum 30 mm between the hex nut and the incide of the bucket.

TYPE	A	B	C	D	CAPACITY		RECESSED HOLES				MAX BCKT
					Z2	Z3	N°	E	F	G	M
SPS 80 - 80	85	80	58	39	0,21	0,18	2	8,0	43	16	15
SPS 100 - 90	106	89	66	45	0,33	0,25	2	8,5	50	20	10
SPS 120 - 100	125	105	77	53	0,58	0,44	2	8,0	67	25	12
SPS 130 - 120	138	120	90	62	0,82	0,64	2	8,5	70	25	10,5
SPS 140 - 120	146	120	90	62	0,87	0,65	2	8,5	70*	25	10,8
SPS 160 - 140	166	147	112	78	1,58	1,20	2	8,5	100	30	8,6
SPS 180 - 140	187	147	112	78	1,77	1,38	2	8,5	100	30	8,6
SPS 200 - 150	205	150	112	77	2,00	1,53	2	9,0		32	8,6
SPS 230 - 160/A	237	160	120	80	2,57	1,90	3	9,0		32	8
SPS 230 - 160/B	237	160	120	80	2,57	1,90	2	10,5		32	8
SPS 240 - 160/A	247	165	130	92	3,08	2,40	3	10,5		35	7,4
SPS 240 - 160/B	247	165	130	92	3,08	2,40	2	10,5		35	7,4
SPS 260 - 165	262	165	130	92	3,28	2,55	3	10,5		35	7,4
SPS 280 - 165	288	165	130	93	3,64	2,82	3	10,5		38	7,4
SPS 300 - 165/A	308	165	135	94	3,88	2,90	3	9,0		36	7,2
SPS 300 - 165/B	308	165	135	94	3,88	2,90	3	11,0		36	7,2
SPS 330 - 165	340	165	135	97	4,40	3,50	3	11,0		38	7,2
SPS 350 - 165/A	360	165	135	94	4,50	3,65	4	9,0		38	7,2
SPS 350 - 165/B	360	165	135	94	4,50	3,65	3	11,0		38	7,2
SPS 280 - 180	290	182	140	95	4,40	3,30	3	11,0		38	7,14
SPS 300 - 180/A	308	182	140	95	4,50	3,50	3	9,0		36	7,14
SPS 300 - 180/B	308	182	140	95	4,50	3,50	3	11,0		36	7,14
SPS 330 - 180	340	182	140	98	5,20	4	3	11,0		38	7,14
SPS 350 - 180/B	362	182	140	98	5,50	4,10	3	11,0		38	7,14
SPS 370 - 180	385	195	140	95	6,40	4,90	4	11,0		38	7,14
SPS 300 - 215	310	218	163	112	6,70	5,20	3	11,0		50	7,14
SPS 330 - 215	340	215	163	112	7,20	5,65	3	11,0		50	5,88
SPS 350 - 215	362	215	162	112	7,60	5,86	3	11,0		50	5,88
SPS 370 - 215	381	215	163	112	8,60	6,48	4	11,0		50	5,88
SPS 450 - 215	464	215	163	112		7,70	5	11,0		50	5,88

SUPER STARCO BUCKETS (SPS

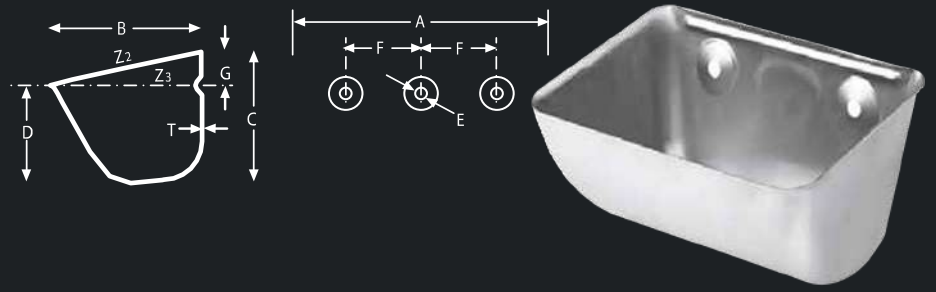

STARCO STANDARD BUCKETS (TYPE

An unique design, invented and developed to achieve exceptional capacities while reducing product damage. Operates effectively over a wide speed range in conjunction with a distinctive head profile to achieve exceptional capacities.

Suitable for handling a wide range of materials from grain and flours to cement and fertilizier. Special holes / Thicknesses/ wearbands available on request.

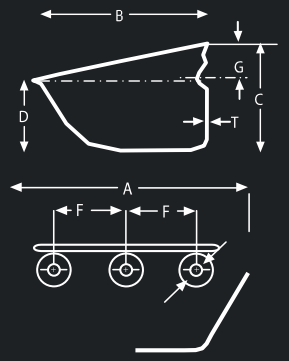

TYPE	A	B	C	D	T	kg	CAPACITY (L)		RECESSED HOLES			
							Z2	Z3	N°	E	F	G
S 100 - 90	106	89	62	36	0,9	0,12	0,29	0,19	2	8,5	50	20
S 130 - 120	140	114	78	51	1,5	0,35	0,61	0,41	2	8,5	70	22
S 180 - 140	185	140	92	56	1,5	0,53	1,29	0,90	2	8,5	100	27
S 230 - 165	238	165	108	68	2,0	1,01	2,25	1,65	2		120	34
S 280 - 165	289	165	108	68	2,0	1,32	2,91	2,08	3		80	38
S 300 - 180	308	182	117	68	2,0	1,43	3,66	2,46	3			35
S 300 - 215	310	217	140	86	2,0	2,05	5,50	4,00	3			38
S 330 - 215/2,0	340	214	130	81	2,0	2,09	5,51	3,92	3			38
S 330 - 215/2,5	340	214	130	81	2,5	2,68	5,51	3,92	3			38
S 370 - 215/2,0	381	214	130	82	2,0	2,38	6,18	4,18	4			38
S 370 - 215/2,5	381	214	130	82	2,5	2,98	6,18	4,18	4			38
S 450 - 215		214	130	85		3,40	8,00	5,59	5			

STARCO HDP BUCKET

The Starco™ S bucket of HDP, Nylon and PU was the first low profile bucket to utilize centrifugal discharge in a parabolic elevator head to achieve much higher capacities.
The Starco™ bucket has revolutionized the elevator bucket market.

Original Starco™ high capacity system. Provides perfect filling and discharge for a wide variety of products. Works effectively over a wide range of speeds, up to 4.55 m/s.



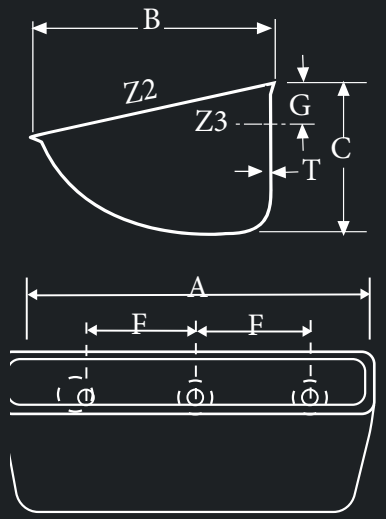

TYPE	A mm.	B mm.	C mm.	D mm.	T mm.	kg	CAPACITY (L) Z2	CAPACITY (L) Z3	RECESSED HOLES N°	RECESSED HOLES E	RECESSED HOLES F	RECESSED HOLES G
S 100 - 90 - HDP	109	90	62	339	4,0	0,06	0,27	0,21	2	8,5	50	17
S 130 - 120 - HDP	140	121	81	54	4,7	0,13	1,62	0,46	2	8,5	70	22
S 150 - 110 - HDP	159	113	78	51	5,2	0,17	0,72	0,49	2	9,0	89	24
S 180 - 140 - HDP	190	146	94	56	6,0	0,22	1,22	0,84	2	8,5	100	30
S 225 - 140 - HDP	235	140	94	60	6,0	0,34	1,67	1,16	2	9,0	120	30
S 230 - 170 - HDP	240	173	113	70	6,0	0,43	2,23	1,64	2	11,0	120	38
S 280 - 170 - HDP	290	173	113	72	6,0	0,50	2,89	2,02	3	11,0	80	38
S 300 - 180 - HDP/A	314	181	124	81	6,0	0,58	3,85	2,70	3	9,0	102	35
S 300 - 180 - HDP/B	314	181	124	81	6,0	0,58	3,85	2,70	3	9,0	100	35
S 350 - 180 - HDP	367	181	124	85	7,0	0,79	4,51	3,30	4	9,0	90	35
S 330 - 215 - HDP	342	222	141	92	6,0	0,78	5,39	4,54	3	11,0	120	38
S 370 - 215 - HDP	380	218	141	90	9,0	1,07	6,30	4,60	4	11,0	90	38

CC-S BUCKET

The CC-S bucket is a high volume, high strength, high capacity, stackable HDP, Nylon and Polyurethane bucket. It is molded from premium quality virgin white polymer for maximum strength and durability.

Stackable design saves transportation and storage costs.
Maximum impact resistance. Has the thickest front edge in the pelletizing market. Iceberg edge™ ensures continuous cleaning and discharge.

TYPE	A mm.	B mm	C mm.	D mm.	T mm.	CAPACITY (L) KG	Cang / m Z_2	$Z_3^{\pm 10\%}$	Z_3	RECESSED HOLES	Max. Uds./m.
CC-S 3x2	85	64	553	35	4,50	0,05	0,13	0,14	0,10	ACCORDING TO CUSTOMER SPECIFICATIONS	15,75
CC-S 4x3	112	89	78	54	5,00	0,11	0,37	0,32	0,29		11,25
CC-S 5x4	135	115	103	72	5,00	0,20	0,80	0,66	0,60		8,75
CC-S 6x4	161	115	103	72	5,00	0,23	0,96	0,81	0,74		8,75
CC-S 7x4	186	115	103	72	5,00	0,26	1,13	0,96	0,87		8,75
CC-S 6x5	163	141	131	93	6,00	0,37	1,48	1,27	1,15		7,15
CC-S 7x5	189	141	131	93	6,00	0,41	1,74	1,49	1,35		7,15
CC-S 8x5	214	141	131	93	6,00	0,45	2,00	1,72	1,56		7,15
CC-S 9x5	240	141	131	93	6,00	0,50	2,22	1,88	1,71		7,15
CC-S 10x5	265	141	131	93	6,00	0,54	2,53	2,17	1,97		7,15
CC-S 11x5	290	141	131	93	6,00	0,59	2,78	2,39	2,17		7,15
CC-S 12x5	316	141	131	93	6,00	0,62	3,05	2,62	2,38		7,15
CC-S 8x6	213	171	154	105	6,00	0,56	2,76	2,31	2,10		6,00
CC-S 9x6	239	171	154	105	6,00	0,64	2,95	2,59	2,35		6,00
CC-S 10x6	264	171	154	105	6,00	0,68	3,38	3,03	2,75		6,00
CC-S 11x6	289	171	154	105	6,00	0,72	3,85	3,41	3,10		6,00
CC-S 12x6	315	171	154	105	6,00	0,78	4,30	3,63	3,30		6,00
CC-S 13x6	340	171	154	105	6,00	0,84	4,60	3,96	3,60		6,00
CC-S 14x6	358	171	154	105	6,00	0,90	5,05	4,35	3,95		6,00
CC-S 10x7	273	200	180	127	8,00	1,05	5,12	4,36	3,96		5,25
CC-S 11x7	299	200	180	127	8,00	1,10	5,60	4,80	4,40		5,25
CC-S 12x7	324	200	180	127	8,00	1,20	6,18	5,27	4,79		5,25
CC-S 13x7	350	200	180	127	8,00	1,28	6,71	5,72	5,20		5,25
CC-S 14x7	375	200	180	127	8,00	1,37	7,25	6,18	5,62		5,25
CC-S 15x7	400	200	180	127	8,00	1,45	7,76	6,63	6,03		5,25
CC-S 16x7	426	200	180	127	8,00	1,53	8,30	7,08	6,44		5,25
CC-S 10x8	275	228	210	149	10,0	1,44	6,66	5,71	5,19		4,60
CC-S 11x8	300	228	210	149	10,0	1,55	7,35	6,30	5,73		4,60
CC-S 12x8	326	228	210	149	10,0	1,66	8,07	6,92	6,29		4,60
CC-S 13x8	351	228	210	149	10,0	1,76	8,75	7,51	6,83		4,60
CC-S 14x8	377	228	210	149	10,0	1,88	9,47	8,14	7,40		4,60
CC-S 15x8	402	228	210	149	10,0	1,97		8,73	7,94		4,60

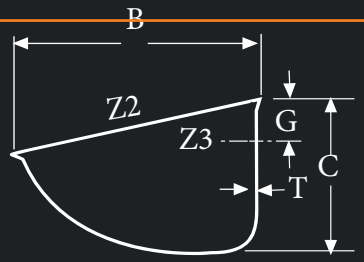

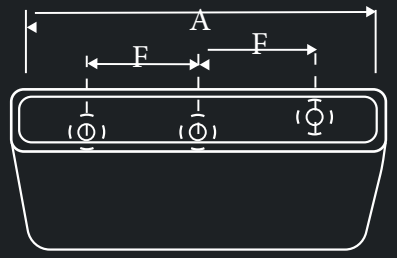

DRAGAR BUCKET

The DRAGAR type bucket is manufactured in synthetic resins with the following advantages over the metallic ones:
Less weight, with consequent energy savings and lower belt resistance.

Abrasion resistant, smooth and polished walls facilitate faster discharge.

For granular products, rice, sugar, cement, clay, silica, active chemical products, detergents, fertilizers, salt, etc.

Elastic deformation without dents.
Stainless, non-toxic and resistant to chemical products.

TYPE	A mm.	B mm.	C mm.	D mm.	E mm.	DIAMETER mm	Nº DE HOLES	BELT WIDTH	CAPACITY	WEIGHT GR
80	85	45	80	80	43	7	2	100	0,16	60
100	108	50	93	94	50	8	2	120	0,25	75
120	127	64	106	105	55	8	2	140	0,45	100
140	148	80	116	120	66	8	2	160	0,60	145
160	170	97	127	130	70	8	2	180	0,90	200
180	190	105	138	135	78	8	2	200	1,10	250
200	205	118	144	140	83	10	2	230	1,35	310
250	260	80	160	165	90	10	3	280	2,00	470
315	328	110	190	195	150	11	3	345	3,70	810



GRABELT BUCKET

The GRABELT bucket is made of non-toxic polyethylene, white in color. The maximum temperature of use is 60 C°.



DRAGAR BUCKET

The DRAGAR bucket is made of non-toxic polyamide, green in color.The maximum temperature of use is 150 C°.

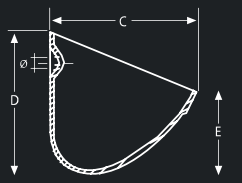

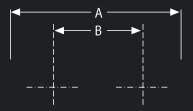

HIGH EFFICIENCY DESIGN

SMOOTH FRONT FACE

The inner face and sidewalls are smooth, with no abrupt changes in curvature, providing efficient and smooth discharge at higher speeds.



WINGLESS SIDE SURFACES

The side surfaces are wingless, as they have no functionality.
Therefore the design offers more efficiency with lower material cost.



CLOSER SPACING

The ability to be mounted extremely close together offers more efficient use of vertical belt space.



DECREASING WIDTH BOTTOMS

Decreasing width bottoms allow buckets to load and unload with maximum efficiency at higher speeds.



STACKABILITY

The arrangement of one inside the other significantly reduces the amount of space and costs associated with transportation and storage.



AA BUCKET

The NylathaneTM AA bucket is ideal for very heavy-duty service, as it has a reinforced front flange that
service, as it has a reinforced front flange for high shock and abrasion resistance.
reinforced front flange for high shock and abrasion resistance. In addition, it is
antistatic (108 Ω) and non-stick, making it suitable for light to heavy abrasive industrial materials.
Reinforced front flange.

Excellent wear and shock resistance (20 kJ/m2 in Izod test).
Izod test).
Self-cleaning surfaces.
75% lighter than welded steel.
Antistatic (108 Ω).
No sparking or wear.
Service temperature: long-term -40°C to +110°C (with short-term peaks of 150°C).
Suitable for light and heavy abrasive industrial materials, such as sand, aggregates, cement, wood chips and fertilizer.

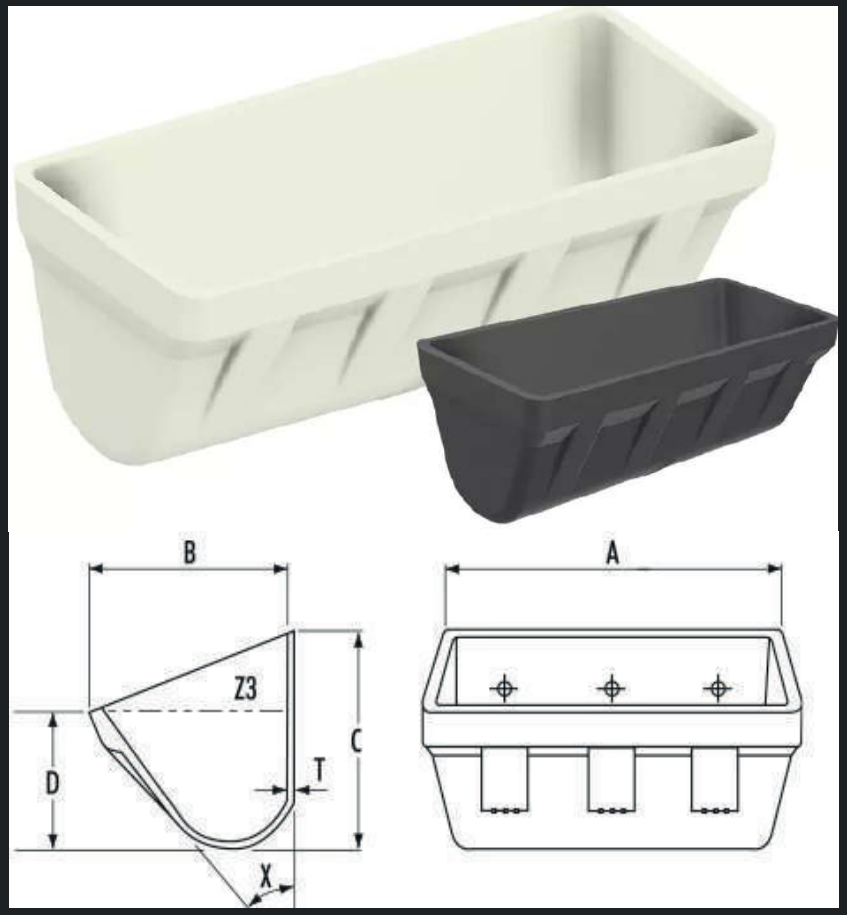

TYPE	mm	A mm.	B mm.	C mm.	D mm.	T mm.	X°	ESTIMATE WEIGH	CAPCITY LITERS Z3
AA43/NY	110x80	104	78	79	52	5,00	37	0,10	0,21
AA54/NY	130x100	135	106	106	74	5,00	35	0,25	0,55
AA64/NY	150x100	160	106	106	74	5,00	35	0,29	0,67
AA74/NY	180x100	185	106	106	74	5,00	35	0,32	0,79
AA75/NY	180x130	184	135	134	95	8,00	35	0,47	1,26
AA85/NY	200x130	210	135	134	95	8,00	35	0,52	1,46
AA95/NY	230x130	236	135	134	95	8,00	35	0,57	1,66
AA96/NY	230x150	238	165	160	108	8,50	37	0,86	2,21
AA106/NY	250x150	264	165	160	108	8,50	37	0,94	2,50
AA116/NY	280x150	290	165	160	108	8,50	37	1,02	2,78
AA126/NY	300x150	316	165	160	108	8,50	37	1,09	3,07
AA127/NY	300x180	316	184	184	126	8,00	36	1,33	4,00
AA147/NY	350x180	367	184	184	126	8,00	36	1,50	4,75
AA148/NY	350x200	365	210	210	143	10,00	37	2,32	5,70
AA168/NY	400x200	416	210	210	143	10,00	37	2,60	6,60
AA188/NY	450 x 200	467	210	210	143	10,00	37	2,90	7,50
AA208/NY	500 x 200	517	210	210	143	10,00	37	3,14	8,44
AA228/NY	550 x 200	568	212	211	143	12,00	37	3,65	9,35
AA248/NY	600 x 200	619	212	211	143	12,00	37	3,93	10,26
AA1810/NY	450 x 250	466	260	260	170	12,50	37	4,37	11,02
AA2010/NY	500 x 250	517	260	260	170	12,50	37	4,77	12,37
AA2210/NY	550 x 250	568	260	260	170	12,50	37	5,19	13,73

VERCAN BUCKETS 72° HARDNESS

Polyamide material. Antistatic. EU Regulation 10/2011 and EC 1935/2004. Maximum use temperature 110°C.

Application for granulated products of small or medium size, abrasives, rice, sugar, cereals, granulated feed, cement, clay, silica, foundry sand, active products, detergents, fertilizers, salt, etc.



	TYPE	A	B	C	D	E	DIAMETER mm	Nº	CAPACITY Dm3	WEIGHT GR
GREEN	100	113	50	94	97	47	7	2	0,24	70
	120	129	64	110	106	51	7	2	0,41	95
	140	145	81	117	120	60	7	2	0,55	145
	160	170	98	128	132	69	7	2	0,75	190
	180	190	105	137	140	75	7	2	1,10	235
	200	205	119	147	142	74	9	2	1,24	317
	230	237	75	157	152	85	10	3	1,64	375
	250	262	79	161	165	87	11	3	2,17	475
	300	305	100	178	180	98	11	3	3,30	610
	315	328	111	190	195	108	11	3	3,45	785
WHITE	100	107	50	90	90	47	7	2	0,24	74
	120	129	64	106	106	58	7	2	0,41	135
	140	145	81	113	120	64	7	2	0,55	150
	160	170	98	125	132	69	7	2	0,83	190
	180	190	105	137	140	78	7	2	1,17	255
	200	205	119	147	142	74	9	2	1,24	317
	230	237	75	157	152	85	10	3	1,64	375
	250	262	79	161	165	87	11	3	2,17	475
	300	305	100	178	180	98	11	3	3,30	610

NEUCAN BUCKETS 62° HARDNESS

Polyethylene material. White color. FDA, EU Regulation 10/2011 and EC 1935/2004. Maximum use temperature 60°C. Application for non-abrasive powdery and granulated products, flours, tobacco, fruit, animal feed, phosphates and urea powder; food in general, chemical products, wet materials and adhesives, etc.



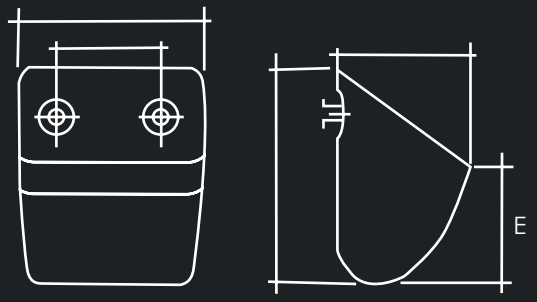

TYPE	A	B	C	D	E	DIAMETER mm	Nº	CAPACITY Dm3	WEIGHT GR
100	106	49	91	89	45	7	2	0,22	55
120	126	63	111	105	47	7	2	0,32	75
140	145	80	111	120	60	7	2	0,58	110
160	169	98	123	132	68	7	2	0,79	152
180	184	104	137	138	75	7	2	1,10	201
200	202	117	147	140	70	9	2	1,16	250
230	237	75	157	152	82	10	3	1,58	290
250	258	78	159	164	82	11	3	2,04	360
300	305	100	178	180	98	11	3	2,98	485
315	32	110	190	195	103	11	3	3,30	625

JET STEEL BUCKET

Designed to meet all common products with low or fast speeds.
Heavy gauge pressed steel bucket, very long service life and optimum resistance guaranteed (thickness from 1 to 4 mm, steel or stainless steel). Suitable for all products (cereals, light products, pellets, sticky products, industrial products).
En todas las medidas, bajo pedido.



JET PLASTIC BUCKET

Designed for use with difficult flow products.
Deep-drawn thick steel hub version with prolonged service life and guaranteed optimum (1 to 2.5 mm thick steel or stainless steel).

Bucket version made of very high quality polymers (HDPE; nylon PA 6; PU; PA Atex) for extended service life and excellent strength.

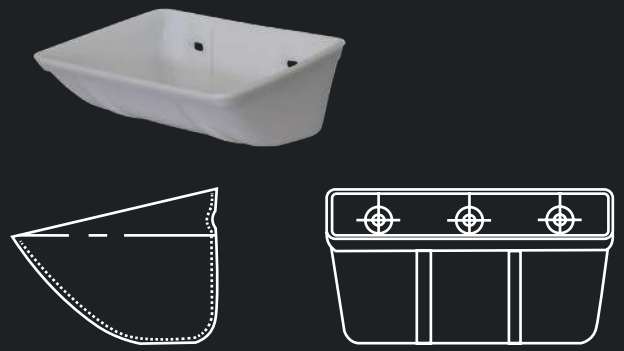

EURO JET STEEL BUCKET

Designed for products with difficult flowability.
Thick-walled stamped steel bucket, with guaranteed long life and resistance (steel or stainless steel from 1 to 3 mm thick).
Particularly suitable for very low and very high speeds.

Suitable for all products (cereals, light products, pellets, sticky products, industrial products). In all sizes, on request.



EURO JET PLASTIC BUCKET

Designed for products with difficult flowability.
Very high quality polymer bucket (HDPE; PA 6 nylon; PU; PA Atex) which guarantees a long service life and good resistance.
Particularly suitable for very low and very high speeds.

Suitable for all products (cereals, light products, pellets, sticky products, heavy industry). In all sizes, on request.

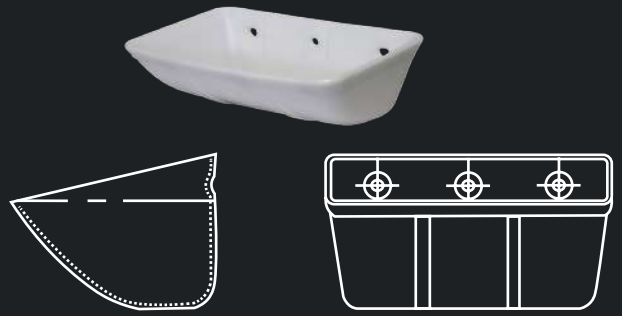

FDA WHITE ELEVATOR PVC BELT

Belt elevators nontoxic PVC. It consists of three woven fabric and flexible PVC coating. With certification establishes the fultillment of ATEX regulations.

Advantages and applications:

It is a band with some special features. It has three flexible weft fabrics in three types of resistance with a special PVC coating.

It's food, resistant, antistatic products with animal and vegetable fats, FDA certificate, so it is suitable for flour and feed, with multiple uses in virtually every industrial and agri-food sectors.



PRPOIEDADES DE LAS FIBRAS SINTÉTICAS

Propierties	ATEX, antistatic, FDA (food grade)
Fat resistance	Animal fat products / vegetables, acids, abrasive
Temperature	-15ºC to +80ºC
Applications	Fatty and oily food products

SPECIFICATIONS

DESCRIPTION	TYPE 315/3	TYPE 650/3	TYPE 900/3
Breaking load (N/m)	300	650	900
Working load 1% elongation	30	65	85
Maximum load 1,5% elong.	40	95	130
Total Thickness(mm)	5,2	6,8	8,70
Appox. weight(Kg/m2)	7,70	9,6	11,20
Drive pulley Ø (mm)	200	400	400
Top cover (mm)	1,5	1,5	1,5
Bottom cover (mm)	0,7	0,7	0,7

RUBBER ELEVATOR BELT FOR BUCKETS

ELONGATION

The maximum elongation of the belt's fabric during a hard work is of 1.5%

•In a cotton belt would be higher than a 4%.
•In a nylon belt would be higher than a 3%.

Our elevator belts bears a rubber cover grade G, oil, grease and fat resistanse (SBR/NBR). It is moreover fire self extinguishing grade K.



BELT´S MODEL		EP 630/3 1,5 + 1,5	EP 800/4 2 + 2	EP 1000/5 2 + 2
Fabric´s strenght	KN / m	200	200	200
Number of fabrics		3	4	5
Total tension strenght	KN / m	630	800	1000
Maximun working tension	KN / m	63	80	125
Cover from up to down thickness	mm	1,5	2,0	2,0
Cover from up to down thickness	mm	7,0	8,0	10
DIAMETER MINIMUN PULLEY				
Under 60% of working tension	mm	315	315	315
60% - 80% of working tension	mm	400	400	500

REFORT 234 MOR ELEVATOR BELT (STANDARD OIL RESISTANT)

Reference	DIN 22102 G
Rubber quality	NBR / SBR, oil and grease resistant, flame resistant, antistatic
Density	1,15 g / cm3
Temperature	-30ºC a + 60ºC.
Hardness	60 ± 5º Sh
Tensile strenght	15 MPA
Breaking ellongation	450% min.
Fabric plies	Polyester polyamide EP
Width	From 100 to 800 mm., cutting each of 50
Type and cover	630/3 EP 1,5+1,5 800/4 EP 2+2 1000/5 EP 2+2 1250/5 EP 2+2
Edges	Cut edges covered in ruber
Uses	Animal and vegetal oil resistance
Made under quality norms	ISO 9001 ISO 14001

REFORT 345 OR ELEVATOR BELT T-120º (HIGH OLI RESISTANT)

Reference	DIN 22102 G
Rubber quality	NBR, oil-resistant, antistatic
Density	1,25 g / cm3
Temperature	-20ºC a + 100ºC.
Hardness	60 ± 5º Sh
Tensión rotura	12 MPA
Tensile strenght	300% min.
Fabric	Polyester polyamide EP
Width	From 100 a 800 mm cutting each of 50
Type	800/4 EP 2+2
Edges	Cut edges covered in ruber
Uses	Mineral oil resistance. Oil resistant norm ASTM 3 - oil (72h, 100ºC) max. 10%
Made under cuality norms	ISO 9001 ISO 14001

BANDA ELEVADORA REFORT HEAT, T-150º C (ANTI-ABRASIVA)

Reference	DIN 22102 Y - ISO 4195
Rubber quality	SBR
Density	1,14 g / cm3
Temperature	-20ºC a + 150ºC.
Hardness	60 ± 5º Sh
Tensión rotura	15 MPA
Tensile strenght	350% min.
Fabric	Polyester polyamide EP w200
Width	From 100 a 800 mm cutting each of 50
Type	800/4 EP 2+2
Edges	Cut edges covered in ruber
Uses	Highly abrasion and temperature resistant belts temperature (150ºC)
Made under cuality norms	ISO 9001 ISO 14001

ELEVATOR BUCKET BOLTS

Elevator Bucket Bolts DIN 15237 Galvanised and Stainless

Eurobolt technic specification:
- Large bolt head diameter
- Zinc plated as standard or stainless

Also available:
- Domed washer
- Self-locking nut for additional security

Uses

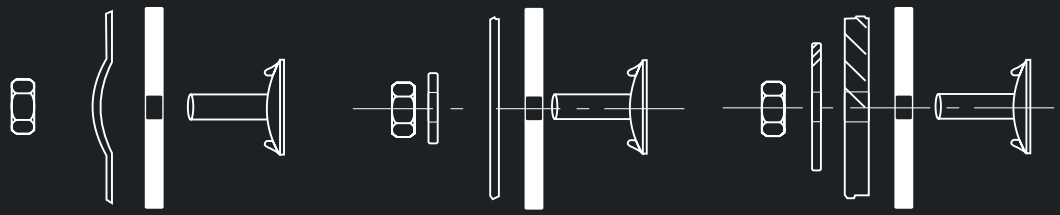

For steel buckets with plain holes. Bolt, hexagon nut, small flat washer.

For steel buckets with recessed holes. Bolt, hexagon nut, large domed washed.

For plastic buckets. Bolt, hexagon nut, large flat washer.

GALVANISED

(mm.)			Pcs (Kg.)				
Bolt size	M6	M7	M7	M8	M8	M10	M12
Bolt diameter	20	23	23	30	30	35	40
Bolt length	25	22	30	30	40	35	50

STAINLESS

(mm.)			Pcs (Kg.)	
Bolt size	M7	M7	M8	M8
Bolt diameter	23	23	30	30
Bolt length	22	30	30	40

ELEVATOR BELT FASTENERS

Super- Grip

This is the most efficient system for belting joint.

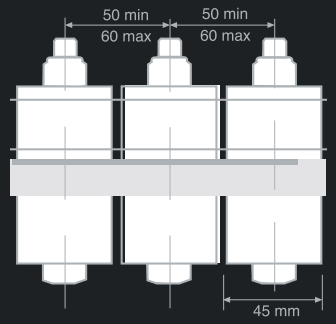

Nº 1

Belt strength: from 120 kN/m to 400 kN/m. Bolt M 14 x 80.

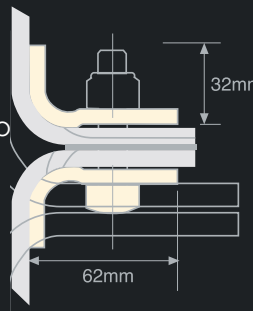



Nº 3

Belt strength: from 800 kN/m to 1200 kN/m. Bolt M 14 x 100.

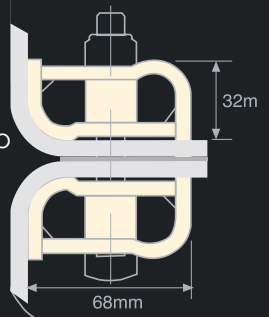



Nº 4

Belt strength: more than 1200 kN/m. Bolt M 14 x 100.

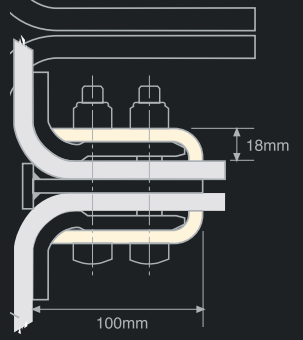



PERFORATED SHEET

Pages 22-25

06




1 mm. Ø


2,50 mm. Ø


5 mm. Ø


9 mm. Ø


13 mm. Ø


18 mm. Ø


1,20 mm. Ø


3 mm. Ø


6 mm. Ø


10 mm. Ø


14 mm. Ø


20 mm. Ø


1,50 mm. Ø


3,5 mm. Ø


7 mm. Ø


11 mm. Ø


15 mm. Ø


25 mm. Ø


2 mm. Ø


4 mm. Ø


8 mm. Ø


12 mm. Ø


16 mm. Ø


30 mm. Ø

Ø	0,5	0,8	1	1,5	2	2,5	3	4	5	6	7	8	10
0,5	1,5 10												
0,8	2,25 12,7	2,25 12,7											
1	2 23	2 23	2,25 18										
1,2	2,3 24	2,3 24	2,3 24										
1,2	2,3 24	2,3 24	2,3 24										
1,5	3 23	3 23	3 23	3 23									
1,8	3 32	3 32	3 32	3 32									
2	3,6 28	3,6 28	3,6 28	3,6 28	4 23								
2,5	4 35	4 35	4 35	4 35	4 35	5 23							
3	5 34	5 34	5 34	5 34	5 34	5 34	6 23						
3,5	5,5 36	5,5 36	5,5 36	5,5 36	5,5 36	6 31	7 23						
4	6 40	6 40	6 40	6 40	6 40	6 40	6 40	8 23					
5	7,2 43	7,2 43	7,2 43	7,2 43	7,2 43	7,2 43	7,2 43	9 28	10 23				
6	8,5 45	8,5 45	8,5 45	8,5 45	8,5 45	8,5 45	8,5 45	8,5 45	10 32,5	11,3 21			
7	10 44	10 44	10 44	10 44	10 44	10 44	10 44	10 44	11 37	11 37	12,5 28		
8	11,3 45	11,3 45	11,3 45	11,3 45	11,3 45	11,3 45	11,3 45	11,3 45	13 34	13 34		15 26	
9	13 43	13 43	13 43	13 43	13 43	13 43	13 43	13 43	15,2 31,5	15,2 31,5			
10	14 46	14 46	14 46	14 46	14 46	14 46	14 46	14 46	15,2 40	15,2 40		16 35	16
11	15,2 47	15,2 47	15,2 47	15,2 47	15,2 47	15,2 47	15,2 47	15,2 47					
12	16 51	16 51	16 51	16 51	16 51	16 51	16 51	16 51	18 40	18 40		19 36	19
13	17 53	17 53	17 53	17 53	17 53	17 53	17 53	17 53					
14	19 49	19 49	19 49	19 49	19 49	19 49	19 49	19 49	20 44	20 44		21 40	21
15	19 56	19 56	19 56	19 56	19 56	19 56	19 56	19 56	21 45	21 45		22 42	22
16	20 58	20 58	20 58	20 58	20 58	20 58	20 58	20 58	23 44	23 44			
17	23,5 47	23,5 47	23,5 47	23,5 47	23,5 47	23,5 47	23,5 47	23,5 47	23,5 47	23,5 47			
18	23 55	23 55	23 55	23 55	23 55	23 55	23 55	23 55	26 43	26 43		28 37	38
19	24 56	24 56	24 56	24 56	24 56	24 56	24 56	24 56	24 56	24 56			
20	25,2 57	25,2 57	25,2 57	25,2 57	25,2 57	25,2 57	25,2 57	25,2 57	28 45	28 45		30 40	30
22	29 52	29 52	29 52	29 52	29 52	29 52	29 52	29 52	32 43	32 43		32 43	32
25	32 55	32 55	32 55	32 55	32 55	32 55	32 55	32 55	34 49	34 49		36 43	36
28	35 58	35 58	35 58	35 58	35 58	35 58	35 58	35 58	35 58	35 58			
30	37 59	37 59	37 59	37 59	37 59	37 59	37 59	37 59	44 42	44 42		40 50	40
35		44 57	44 57	44 57	44 57	44 57	44 57	44 57	44 57	46 52		46 52	46
40			50 58	50 58	50 58	50 58	50 58	50 58	50 58	50 58		52 54	52
45			56 58	56 58	56 58	56 58	56 58	56 58	56 58	56 58		56 58	56
50				62 59	62 59	62 59	62 59	62 59	62 59	62 59		62 59	62
55								68 59	68 59	68 59		68 59	68
60							73 61	73 61	73 61	73 61		73 61	73
65								80 60	80 60	80 60		80 60	80
70							92 52	92 52	92 52	92 52		88 57	88
75								94 57	94 57	94 57		94 57	94
80							97 63	97 63	97 63	97 63		104 53	104
90								112 58	112 58	112 58		112 58	112
100								125 58	125 58	125 58		125 58	125

Center holes distance and open area in normal perforated sheet of round holes.

Center holes distance

12,5

Open area

28

STRAIGHT SLOTTED PERFORATIONS


1,5 x 20 P


2x 20 P


2 x 25 P


3 x 20 P


4 x 20 P


4,75 x 19,75 P


5 x 20 P


5 x 30 P


6 x 30 P


7 x 20 P


8 x 40 P


10 x 40 P


12 x 40 P

STAGGERED TYPE - N SLOTTED PERFORATIONS


1,5 x 20 Alt


2,5 x 20 Alt


2 x 25 Alt


2,5 x 20 Alt


3 x 20 Alt


4 x 20 Alt


4,75 x 19,75 Alt


6 x 30 Alt


7 x 20 Alt

STAGGERED TYPE - V SLOTTED PERFORATIONS


3 x 20 Alt


4 x 20 Alt


4,75 x 19,75 Alt


5 x 14 Alt


7 x 20 Alt

STRAIGHT SLOTTED PERFORATIONS

⌀	Distance (mm)	Thickness (mm)	Open Area%
1,5 x 20	4 x 25	0,5 a 1	30
2 x 20	5 x 25	0,5 a 1,5	31
2 x 25	4 x 30	0,5 a 1	42
2,5 x 20	6 x 25	0,5 a 1,5	33
3 x 20	7 x 26	0,5 a 2	32
4 x 20	8 x 25	0,5 a 2	40
4,75 x 19,75	8,35 x 24,25	0,5 a 2	45
5 x 20	10 x 25	0,8 a 3	40
5 x 30	10 x 35	0,8 a 3	43
6 x 30	10,8 x 35	0,8 a 2	47
6 x 30	12,5 x 37	3	40
7 x 20	12,5 x 26,5	0,8 a 3	46
8 x 40	12,5 x 47,5	1 a 3	53
10 x 40	16 x 50	1 a 3	50
12 x 40	18 x 50	1 a 3	53

STAGGERED TYPE - V SLOTTED PERFORATIONS

⌀	Distance (mm)	Thickness (mm)	Open Area%
3 x 0	14 x 26	0,8 a 2	32
4 x 20	16 x 20	0,8 a 2	40
4,75 x 25	16 ,75 x 24,25	0,8 a 2	45
5 x 20	19 x 20	0,8 a 2	39
7 x 20	25 x 26,5	0,8 a 3	46

PERFORATED TRIANGULAR PLATE



SPECIAL LONG PERFORATION PLATE



Different types of perforations and sizes are available upon request.

STAGGERED TYPE - N SLOTTED PERFORATIONS

⌀	Distance (mm)	Thickness (mm)	Open Area%
1,5 x 20	4 x 25	0,5 a 1	30
2 x 20	5 x 25	0,5 a 1,5	31
2 x 25	4 x 30	0,5 a 1	42
2,5 x 20	6 x 25	0,5 a 1,5	33
3 x 20	7 x 26	0,5 a 2	32
4 x 20	8 x 25	0,5 a 2	40
4,75 x 19,75	8,35 x 24,25	0,5 a 2	45
6 x 30	10 x 25	0,8 a 2	47
6 x 30	10 x 35	3	40
7 x 20	10,8 x 35	0,8 a 3	46

CONIDUR TYPE PLATE

Drilling at an angle of 65° ensures a very high grinding speed. Surface hardness of 850 Vickers. Hole ridges have a pronounced roughness that allows them to meet the best grinding standards, minimizing the tendency to clogging.



⌀	Thickness (mm)	Open Area%
3.0	2	21.5
2.5	2	17.5
2.0	2	16
1.5	2	10
1.2	1	18
1.0	1	15
0.8	1	14
0.7	1	14
0.6	1	11
0.5	1	10
0.4	1	8.5
0.3	0.8	8

RUBBER ENDLESS TIMING BELTS

Page 26

07



POWER TRANSMISSION “RAPPLON” BELTS “RAPPLON” BELTS

Power transmission “RAPPLON” belts are made with high quality materials. A safe power transmision is guaranteed due to their strength and flexibility.

Practically they don’t stretch, and hold the initial tension assembling. Only in exceptional cases they need to be tautened again.
Due to their high resistance they can be so thin, so they are suitable for small diameter pulleys.

The power transmission “RAPPLON” belts are antistatic to avoid the static charges accumulation.

They have the appropiate covered for each application (for example, synthetic rubber, fabric, polyurethane, etc). They are heat and abrasion resistant, and have an optimum friction coefficient. Power transmission “RAPPLON” belts help (depending on the size), to deaden noise.

Owing to theese qualities we obtain a long life of the belt, and an impeccable power transmission working with a great precision of revolutions. Leather plies in chromo are used for working and exposed to dust or lubricant dirtiness.

Summing up, with theese belts we can can obtain the next advantages
Practically they don’t stretch, and hold the initial tension assembling. Only in exceptional cases they need to be tautened again.
Due to their high resistance they can be so thin, so they are suitable for small diameter pulleys.





TIMING BELTS ARE AVAILABLE WITH SINGLE OR DOUBLE SIDED TEETH

POWER TRANSMISSION GEARS





- Safe power transmission.
- Great precision in the revolution numbers.
- Excellent dragging features.
- Long life of the belt.
- Permanent antistatic.
- Strong tread surfaces.
- Small diameter pulleys.



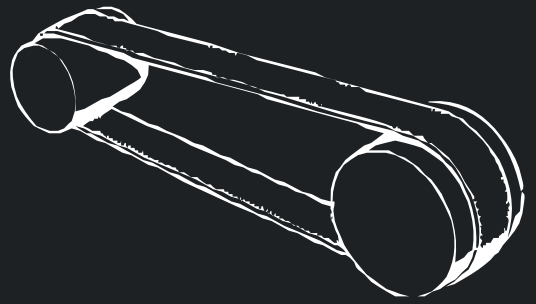

INDUSTRIAL BRUSHES

Page 27

08



ROLLER CLEAN BRUSHES

Standard sizes on 400, 500, 600, 700, 800, and 1000 mm. Other brushes are available on request.

They are also made with P.L.P synthetic fibre, vegetal fibre, natural bristle, mixture fibre, goose feather.



ROLLER CLEAN AUTOADPATABLE BRUSH

Automatic and uniform pressure all along the roller for an uniform wearing away.

Brush enchased in an iron sheath with an edge to avoid the fibre to get given.

Pressure regulation by a graduated and elastic system.

Provided with iron holders to hold them to the mills sides.

Standard lengths of 400, 500, 600, 700, 800 and 1000 mm.

Whole set consists of 4 iron holders, 2 iron sheaths, and 2 synthetic fibre P.L.P. brushes.



40 mm. wide brush.
Material: Aluminum



BRISTLY BRUSHES

Articulate brushes to clean metallic pipes. Made with steel wire.

Reference	03030	03032	03034	03035
Diameter mm	80	100	120	150





PURIFIER BRUSHES

Made with PVC base and white natural bristle. All brush models also available on request.

Reference	03549	03551
Diameter mm	180	220





HAND BRUSH



FLOOR BRUSH

FALLING PIPES

Page 28

09



FUNNEL



UNIVERSAL ELBOW



SECTION



PIPE WITH EDGE



SCRAPER



BIFURCATED 3-WAY



RING



INSPECTION



CLAMP



ASYMMETRIC VALVE



RUBBER CAP



INSPECTION PIPE



13. TUBO DE INSP. CON TAPA



14. VÁLVULA SIMÉTRICA



15. TUBO PASA PAVIMENTO



16. BIFURCADO SIMÉTRICO



The drop pipe is designed for bulk solids handling, pneumatic conveying and gravity drop of products.

They are marketed in two finishes:
- Epoxy RAL1015 with diameters 100/120/150/200 mm.
- 1/2 mm thick stainless steel

This pipe and its wide range of accessories, ends at each end with a flange for its modular union and subsequent quick and agile assembly by means of stainless steel union rings.



EPOXI



INOX

CONTROL & SECURITY SYSTEMS

Pages 29-30

10



ROTARY BLADE CONTROLLERS

FDF 21



FDF 22



FDF 23



FDF 24



FDF



FDF



FDF 28



FDF



FDF 25



IRP



The rotary level controllers of the FDF family have a wide variety of applications, making them the "all-rounder" of level control. They safely control most bulk products: powders, flours, grains, sands, cements, plastics, etc., with densities from 0.01 to 2 t/m3. They do not need adjustment even if the characteristics of the material, humidity, conductivity, granulometry, etc. vary.

These devices are used for level control in silos, hoppers or containers. They can be installed laterally or vertically. There is a wide range of executions within the F9 family, so that the most suitable options can be chosen from the various connection types, fixing types and extensions to satisfy the majority of signaling and control applications. For vertical mounting from above,

For the detection of powdery, granular and bulk products with a maximum grain size of 20 mm. Ideal for small tanks, with densities not exceeding 1 t/m3.

MEMBRANE CONTROLLERS

A-100



CD



CD M2



PD



AD



Membrane level controllers consist of a switch actuated by a membrane.
The actuation of the switch is the result of the pressure exerted by the bulk material against the diaphragm, which forces it to reverse the switch position, which forces it to retract by reversing the position of the switch. It can be used for powdery
and granular products with a specific weight between 0.3 and 2.5 t/m³. The range of CD and PD controllers includes the following types: stainless steel, adjustable sensitivity, sensitive, special sensitive.

DISPLACEMENT CONTROLLERS

MS



MS1



MP



The MS pendulum level controller is used to control the maximum level of slope-forming bulk products in silos and bins.
Typically filled by gravity.

It can be used for powdery and granular products up to 100 mm and with a specific weight between 0.3 and 3 t/m3.

The MP displacement controller with flat flange mounting. Particularly suitable for level detection in hoppers or small containers and indications of clogging in screw conveyors and other types of conveying.

CAPACITIVE CONTROLLERS

CONTROL MONITORS

T500 ELITE
T400 ELITE
T400N ELITE
A400 ELITE
B400 ELITE
X400 ELITE

Among the capacitive level controllers, control monitors are a combined system for monitoring belt alignment, belt speed, constant bearing temperature, pulley alignment and blocking for conveyors and bucket elevators, etc.

WATCHDOG

Monitoring of belt speed (single speed and differential) and belt alignment (friction, pulsation and contact blocks).
- Monitoring of bearing temperature, pulley alignment, blocking and acceleration.
- Skip prevention.
- 3.5" LCD graphics display.
- SD card to save/restore settings and firmware updates.
- RJ45 Ethernet port.
- Compatible with Hazardmon.com for real-time remote monitoring and historical data analysis.



BEARING TEMPERATURE SENSOR

CLOGGING AND LEVEL SENSOR

BAND DEVIATION SENSOR

ROTATION / SPEED SENSOR

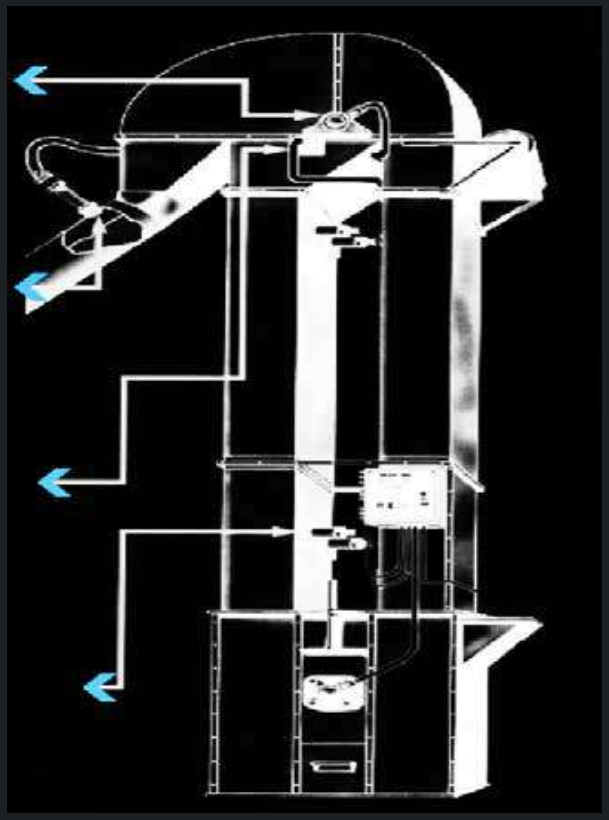

BEARING TEMPERATURE SENSOR

The MDB series for cable entry are bearing temperature sensors for use in any application where bearing temperature monitoring is desired or needed.



CLOGGING AND LEVEL SENSOR

Binswitches are capacitive level/ blockage sensors that detect chute blockage situations, can detect high and low material levels and ignore dust accumulation.



BAND DEVIATION SENSOR

The WDA3 is an inductive belt deflection sensor for bucket elevators, designed to detect steel buckets from the side or from the front of the elevator shaft. Also It can also be used with non-metallic buckets through the bolts that hold the bucket to the belt.



ROTATION / SPEED SENSOR

The Whirligig is a sensor attachment kit for fastening sensors to rotating machine shafts capable of performing three functions in one (sensor target, holder and guard).
It is suitable for all industrial cylindrical or DIN-style inductive sensors, including M100, M300 and M800 speed sensors.



“REDLER” CONVEYOR CHAIN

Page 31

11

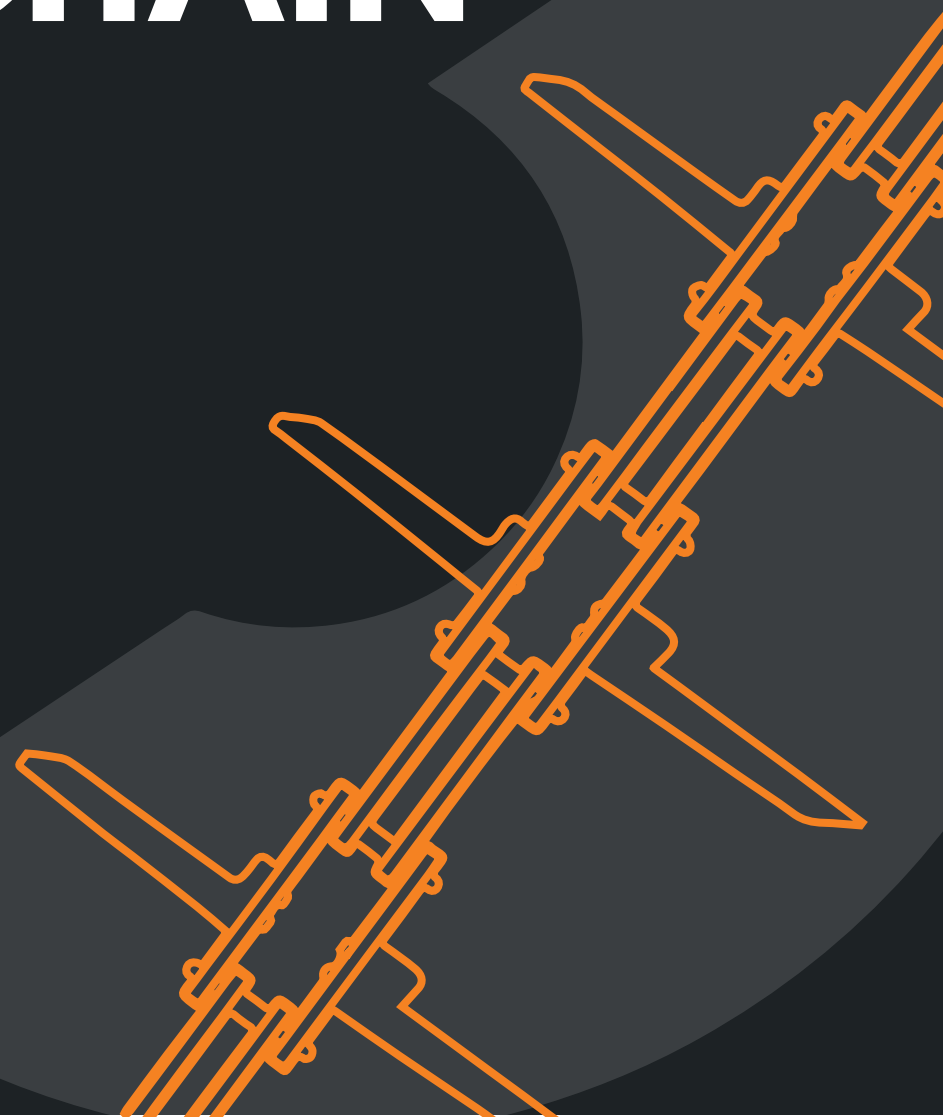

“REDLER” CONVEYOR CHAINS WROUGHTWITH STEEL BLADES



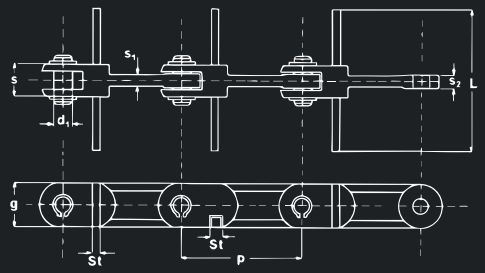

The forged chain with steel blade is manufactured with special alloy steel treated to achieve a balance of extreme hardness in the anti-wear head and a hardness in the body that allows a certain ductility to absorb fatigue or shocks. Different models and dimensions available on request.

DOUBLE MAIL “REDLER” CONVEYOR CHAINS WITH STEEL DIN 8165



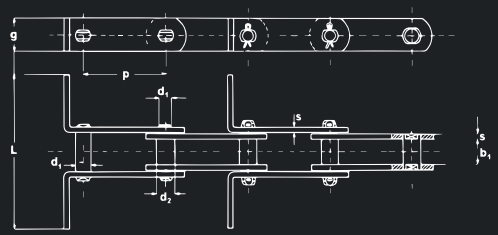

The double-mesh chain with steel blades is manufactured with C-45 steel mesh, C-15 steel shafts and bushings and equipped with C-45 steel blades.
The chain can be supplied riveted, removable on one side and removable on two sides.

“REDLER” CONVEYOR CHAINS WROUGHT WITH NYLON BLADES



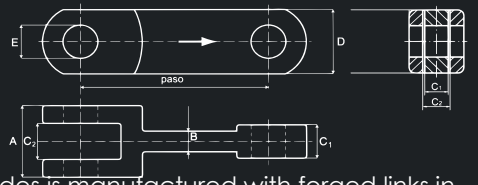

Forged chain with double-hole plastic blades is manufactured with forged links in C-45 steel and equipped with plastic blades. It reduces noise and overall chain weight, extending chain life, reducing costs and stock.

The plastic scrapers are made of wear resistant Nylon, are flexible and have been developed for chain conveyor systems. Their use does not require any wear plates as a guide on the conveyor and greatly reduces process noise. They are easy to use or replace, reduce installation and maintenance costs, and withstand temperatures from -20 °C to +70 °C. Different models and dimensions are available on request.

DOUBLE MAIL “REDLER” CONVEYOR WCHAINS WITH NYLON BLADES DIN 8165



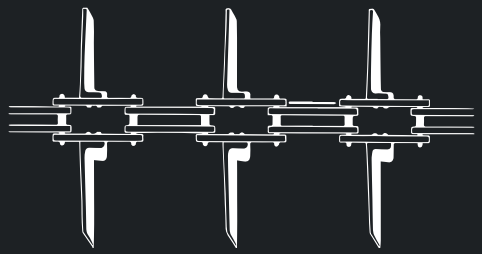

The double-mesh chain with plastic paddle is made of C-45 steel, with C-15 steel shafts and bushings, equipped with plastic scrapers or plastic paddles. It reduces noise and the total weight of the chain, extending its useful life and reducing costs and stock. The plastic scrapers are made of wear resistant Nylon, are flexible and have been developed for chain conveyor systems. Their use does not require any wear plates as a guide on the conveyor and greatly reduces process noise. They are easy to use or replace, reduce installation and maintenance costs, and withstand temperatures from -20 °C to +70 °C. Different models and dimensions are available on request.



balaguercomponents

Milling and Industry Accessories

Avda. de la Industria, 13 - 15, Nave 2
Pol. Ind. Canastell
03690 - SAN VICENTE DEL RASPEIG
ALICANTE (Spain)